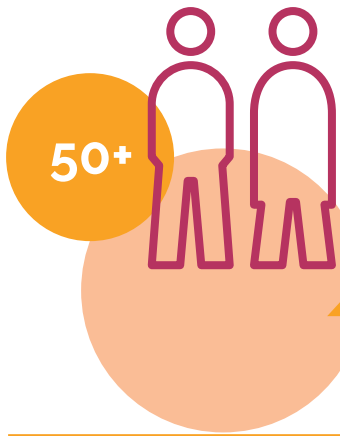
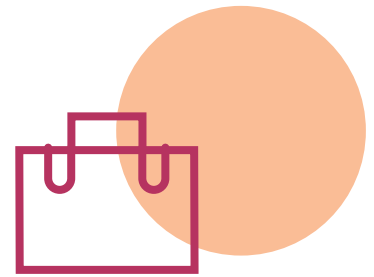


OLDER WORKERS



1.53 million

people aged 50 plus in the population in Q4 2018



330,000

increase since Q4 2008

425,800


aged between 50 and 59 in employment

PERSONS AGED 50 TO 59 IN EMPLOYMENT

Highest level of education attained

UPPER SECONDARY EDUCATION OR LESS

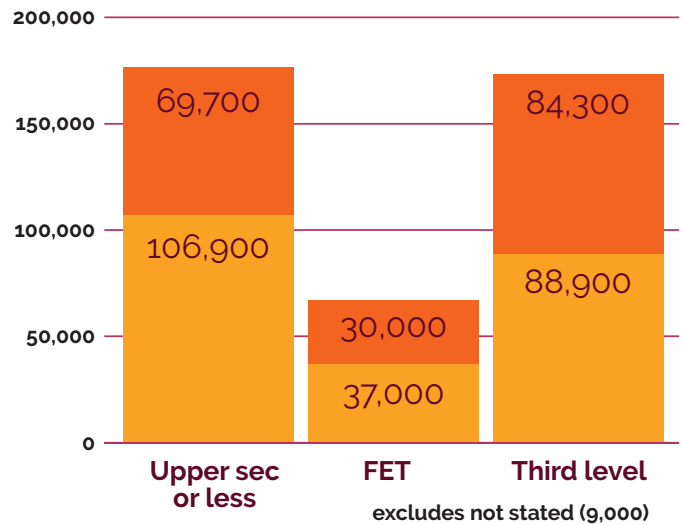
176,600 people had upper secondary or less, **60%** were male



THIRD LEVEL QUALIFICATIONS

173,200 people had a third level qualification. Two thirds had attained this level **before 2000**

■ Male (232,800) ■ Female (184,000)



Sector & Occupation



Those aged **50 to 59** are primarily employed in **health, industry, wholesale/retail and education**

Very few are employed in **ICT**



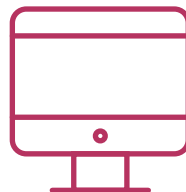
The main occupations are:

- Teachers, nurses, accountants
- Government admin
- Farmers, construction trades
- Care workers, sales assistants
- Drivers, cleaners



Impact of technological change

Technological change is expected to particularly impact those employed in elementary, administrative, sales and operative roles.



There were **146,300** people aged **50 to 59** employed in these occupations, representing just over one third of this cohort.

Furthermore, there were **50,000** employed in industry which is among the fastest changing sectors.

The provision of supports for 50 to 59 year old workers will facilitate increased participation in older workers in future years.